

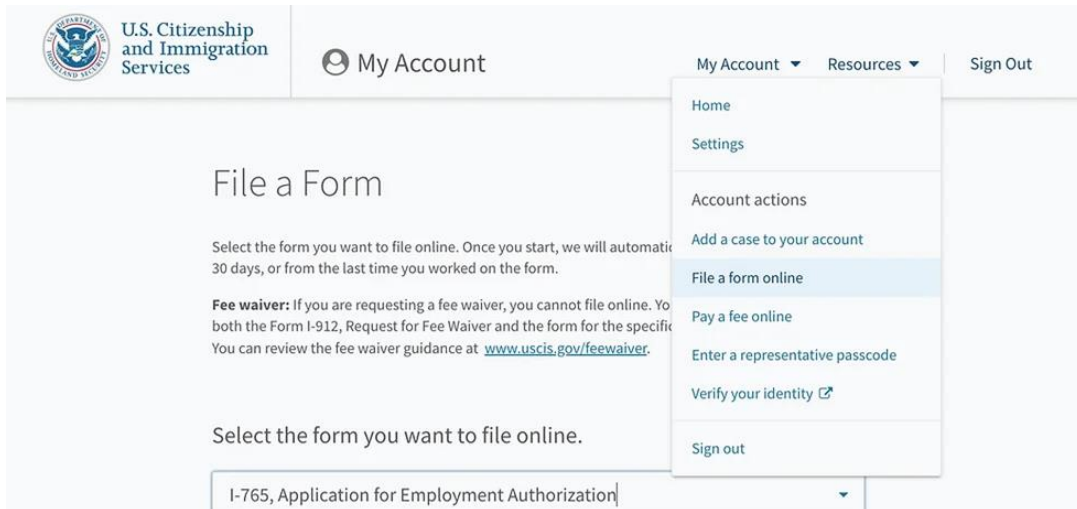
Work Authorization



Seattle
Office of Immigrant
and Refugee Affairs

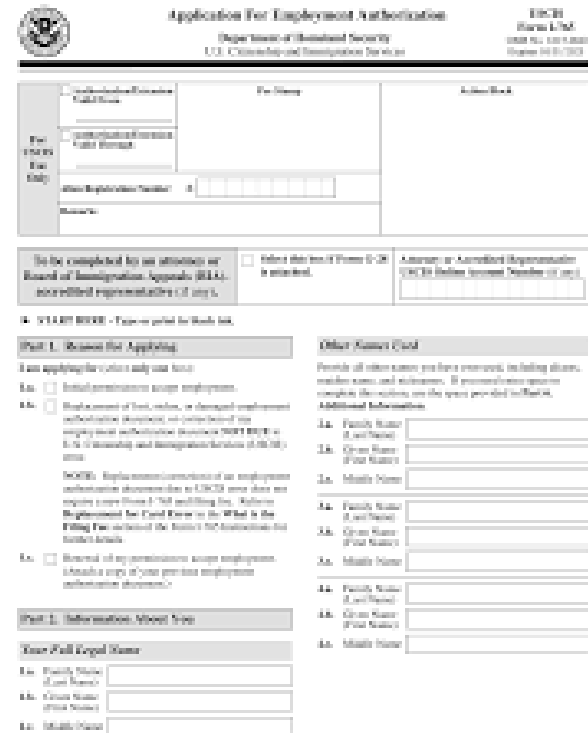
Northwest
IMMIGRANT
RIGHTS
Project

Form I-765



The screenshot shows the USCIS My Account portal. At the top left is the USCIS logo and the text "U.S. Citizenship and Immigration Services". To the right is a "My Account" link with a user icon. Below this is a navigation menu with "Home", "Settings", "Account actions", "Add a case to your account", "File a form online" (highlighted in blue), "Pay a fee online", "Enter a representative passcode", "Verify your identity", and "Sign out". The main content area is titled "File a Form" and contains instructions: "Select the form you want to file online. Once you start, we will automatically create a case for you. This process may take up to 30 days, or from the last time you worked on the form." Below this is a "Fee waiver" section: "Fee waiver: If you are requesting a fee waiver, you cannot file online. You must file both the Form I-912, Request for Fee Waiver and the form for the specific benefit. You can review the fee waiver guidance at www.uscis.gov/feewaiver." At the bottom, there is a dropdown menu with "I-765, Application for Employment Authorization" selected.

<https://www.uscis.gov/i-765>



The screenshot shows the "Application for Employment Authorization" form (Form I-765) from the Department of Homeland Security. The form is titled "Application for Employment Authorization" and "Form I-765". It includes the following sections:

- Section 1:** Personal Information. Includes fields for "Full Name", "Date of Birth", "Address", "Phone Number", and "Email Address".
- Section 2:** Employment Information. Includes fields for "Employer Name", "Employer Address", "Employer Phone Number", and "Employer Email Address".
- Section 3:** Employment Authorization. Includes a checkbox for "I am applying for a new or renewed employment authorization" and a checkbox for "I am applying for a new or renewed employment authorization as an immediate relative of a U.S. citizen or lawful permanent resident".
- Section 4:** Additional Information. Includes a checkbox for "I am applying for a new or renewed employment authorization as an immediate relative of a U.S. citizen or lawful permanent resident" and a checkbox for "I am applying for a new or renewed employment authorization as an immediate relative of a U.S. citizen or lawful permanent resident".
- Section 5:** Signature and Date. Includes fields for "Signature" and "Date".

Supporting Information and Documents

- Names
- Addresses
- Information about your family if you want a Social Security Number
- Information about your entry to the United States
- Category (Part 2, Page 3, Question 27)
 - (c)(8) - asylum seekers
 - (a)(12) - TPS applicants
- Criminal issues (asylum seekers)
- 2 passport style photos
- Proof of filing your asylum application
- Government issued identification document

Filing Fees

Asylum Applicants

- First application for work authorization is free
- Renewals are \$410, or you can file a fee waiver application (Form I-912)

Filing Fees

TPS Applicants

\$410, or you can file a fee waiver application (Form I-912)

Work Authorization Based on a Pending Asylum Application

- Timeline



Day 1: I-589 is filed with USCIS or the Immigration Court



Day 150: Asylum applicant can apply for work authorization with USCIS

Day 180: Asylum applicant is eligible for work authorization

Example:

January 1, 2024 – I-589 Asylum Application is filed

May 30, 2024 – Form I-765 can be filed with USCIS

June 29, 2024 – Applicant is eligible for work authorization

Work Authorization Based on a Pending Asylum Application

- The clock can stop



Day 1: I-589 is filed with USCIS or the Immigration Court



Day 150: Asylum applicant can apply for work authorization with USCIS


Day 180: Asylum applicant is eligible for work authorization

Applicant Caused Delays:

- A request to transfer a case to a new asylum office
- A motion to change venue with the Immigration Court
- A request to reschedule an asylum interview with USCIS for a later date
- A request more time to find an attorney with the Immigration Court
- Failure to appear at an interview or fingerprint appointment.

Work Authorization Based on a Pending Asylum Application

- The clock can restart if previously stopped



Checking your case status

CASE STATUS ONLINE

Use this tool to track the status of an immigration application, petition, or request.

Enter a Receipt Number ?

ABC1234567891

CHECK STATUS

[PRIVACY ACT STATEMENT](#)

Receipt Number IOE9630999999	USCIS Online Account Number 021234567812	Case Type I765 - APPLICATION FOR EMPLOYMENT AUTHORIZATION
Received Date 02/03/2023	Priority Date 02/03/2023	Applicant A123 456 789 CLIENT NAME
Notice Date 02/03/2023	Page 1 of 1	
CLIENT NAME c/o VELLING, SOFIA HELEN Northwest Immigrant Rights Project 615 SECOND AVE SUITE 400 SEATTLE WA 98104		Notice Type: Receipt Notice Received Amount: \$ 410.00 U.S. Paid
Thank you for submitting your application, petition, or request. Our office is currently processing it.		
Please verify your personal information listed above. If you need to make any changes, immediately notify the USCIS Contact Center using the phone		

Validity



- Work authorization based on **pending asylum** applications (c)(8) - 5 years
- Work authorization based on **TPS** (a)(12) - varies

**For more immigration help
please visit nwirp.org**

Northwest
**IMMIGRANT
RIGHTS**
Project